

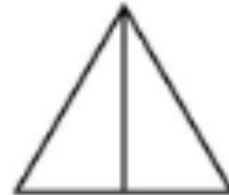
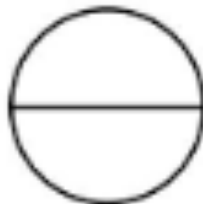
Name: _____

Halves

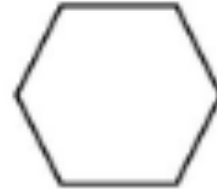
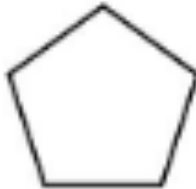

Halves are the 2
equal parts of a
whole.



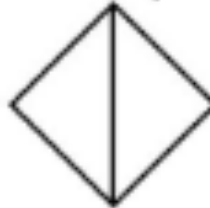
Color the shapes that have been cut into half:



Cut these shapes into half:



Color one half of each shape:



Fraction Activities

- Complete the worksheet, half means two equal parts
- Discuss other things that can be split in half – liquids, toys, candies (small objects), paper, etc.
- Discuss what happens if you split it between three people? (Thirds) Four? (Fourths)
- Use the next page and color the items in thirds, fourths, and halves and if possible, have your child decide how to split them and explain. (the rectangle one is supposed to be a domino)
- Sort the pictures into those that are halves, thirds, and quarters

